



Block 3 - Perpetual Motion

Choose 3 fabrics.

Cut: (Cut sizes include a 1/4" seam allowance.)


Fabric 1 (Background): 4 squares, 3 7/8" x 3 7/8"

Fabric 2 (Red): 2 squares, 3 7/8" x 3 7/8":


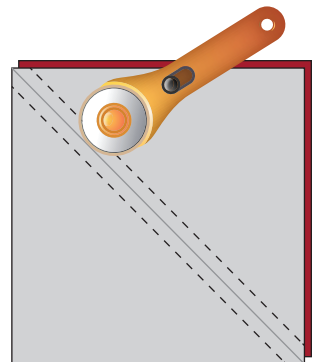
1 square, 3 1/2" x 3 1/2"

Fabric 3 (Gray): 2 squares 3 7/8" x 3 7/8"

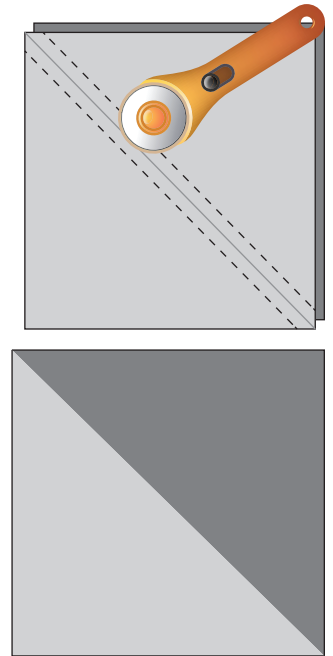
1 With a marking pencil, mark a diagonal line on the wrong side of the 4 background squares, 3 7/8" x 3 7/8".



2 Pair the 2 red 3 7/8" x 3 7/8" squares with 2 of the marked background squares. Sew 1/4" on both sides of the marked line. Cut on the marked line and press toward the red. Makes 2 half-square triangle units per square, 4 total.



3 Pair the 2 gray $3\frac{7}{8}$ " x $3\frac{7}{8}$ " squares with 2 of the marked background squares. Sew $\frac{1}{4}$ " on both sides of the marked line. Cut on the marked line and press toward the gray. Makes 2 half-square triangle units per square, 4 total.



4 Arrange the half-square triangles and red square, $3\frac{1}{2}$ " x $3\frac{1}{2}$ ", as shown in rows. Sew the 3 blocks in each row together. Press as shown. Sew the rows together.

